



CONDUIT & CONDUITS ACCESSORIES  
G I SWITCH SOCKET BOX & BRACKETS  
STRUT CHANNELS  
PIPE CLAMPS

## PVC COATED GALVANISED FLEXIBLE CONDUIT

- Construction : Helically wound , galvanised steel core with enhanced low acid PVC covering.
- Features : Highly flexible & largely resistance to oil, acid and sea water.
- Packing : In spool
- Standard : As per BS 731 Part I
- Properties : High degree of safety
- Colour : Black ( Grey on request )
- Operating Temperature : -15o c to +80o c

Conduit size (mm)	Size I.D x O.D	Std. Packing in Mts.	Prod. Code no.
16	13 x 17	30	HFI - 16
20	17 x 21	30	HFL - 20
25	21 x 26	30	HFL - 25
32	28 x 33	30	HFL - 32
40	35 x 40	30	HFL - 40
50	50 x 55	25	HFL - 50

## GALVANISED FLEXIBLE STEEL CONDUIT

- Material : Galvanised steel
- Properties : Strong protection for cable, compression and impact resistance.
- Temperature range : -50o c to +350o c.
- Features : Excellent crush & pull of characteristic, making it ideal for flexing, bending and vibrating application.
- Construction : Highly flexible steel conduit offers good mechanical protection, helically coiled, Square locked type to BS 731 : 1952
- Finish : Electro Galvanised

Conduit size (mm)	Size I.D x O.D	Std. Packing in Mts.	Prod. Code no.
12	12 x 17	30	HF - 12
16	16 x 20	30	HF - 16
19	19 x 22	30	HF - 19
25	25 x 29	30	HF - 25
32	32 x 36	30	HF - 32
35	38 x 42	30	HF - 38
50	50 X 55	25	HF - 50

## LIQUID TIGHT FLEXIBLE PVC COATED GALVANISED CONDUIT

- Properties : Outstanding mechanical strength with excellent flexible capabilities.
- Operating Temp. Range : -25° c to +105° c
- Construction : A helically wound galvanised steel core with external PVC sheathing.
- Colour : Black ( Grey on request )
- Features : Ideal for application where continual flexing and vibrations occur.

Conduit size (mm)	Size I.D x O.D	Std. Packing in Mts.	Prod. Code no.
16	12.5 x 17.8	30	HFLI - 16
20	15.9 x 21.2	30	HFLI - 20
25	21 x 26.4	30	HFLI - 25
32	26.7 x 33.1	25	HFLI - 32
40	35.4 x 41.8	20	HFLI - 40
50	40.4 x 47.9	15	HFLI - 50



## PVC FLEXIBLE CORRUGATED CONDUIT



Material : High Impact Polypropylene and rated to IP54  
 Colour : White or Black  
 Properties : Tensile strength : 450- 500 kg / cm<sup>2</sup>  
 Hardness : 950 kg / cm<sup>2</sup>  
 Di-electric strength : 40 kv / mm  
 Operating Temp. Range : -5° c to +60° c  
 Features : Non - flammable, Non - Corrosive, Flexible and Easy to Install.  
 Note : PVC Glands for these Conduits are available.

Conduit size (mm.)	Std. Packing in Mts.	Prod. Code no.
16	50	HPF - 16
20	50	HPF - 20
25	50	HPF - 25
32	25	HPF - 32
40	25	HPF - 40
50	25	HPF - 50

## FITTING FOR FLEXIBLE CONDUIT - GLAND C/W NUT



**Material :** Polypropylene as per IP 54 working temperature -5°C to +90°C

**Available :** Black & Grey Colour

Gland C/W nut

SIZE (MM)	Prod. Code	SIZE (MM)	Prod. Code
16	HCPFC 16	32	HCPFC 32
20	HCPFC 20	40	HCPFC 40
25	HCPFC 25	50	HCPFC 50

## CONTRACTOR PACK - CONDUIT WITH GLAND & LOCK NUT

Contractor pack contains 10 meter of conduit, 10 gland & 10 lock nuts.

**Colours :** Black



SIZE (MM)	Prod. Code
16	HCCP 16
20	HCCP 20
25	HCCP 25

## PVC FLEXIBLE CORRUGATED CABLE PROTECTION HOSE PIPE



Properties : Smooth inner surface, flexible, twistable in vertical & axial direction. Break proof, Weather proof and Resistant to chemicals, grease, spindle & machinery oils. Applicable for protecting installations under any conditions.

Operating Temperature Range : -5° c to +60° c

Construction : Manufactured with hardened PVC spiral and soft PVC wall.

Colour : Grey

Bending radius : 2 x I.D. of tube.

Conduit size (mm)	Prod. Code no.	Conduit size (mm)	Prod. Code no.
12	HHP - 12	32	HHP - 32
16	HHP - 16	40	HHP - 40
20	HHP - 20	50	HHP - 50
25	HHP - 25		

## P - CLIPS

- Size : Dia. 5mm to 25mm.  
 Material : Stainless Steel & Galvanised Steel.  
 Application : Used for Fixing Pipes, Cables & Hoses.  
 Optional : Rubber lined in P - Clips can be removed



Size (mm)	Prod. Code Stainless Steel	Prod. Code Galvanised Steel
5	HIP - S5	HIP - G5
6	HIP - S6	HIP - G6
8	HIP - S8	HIP - G8
10	HIP - S10	HIP - G10
13	HIP - S13	HIP - G13
16	HIP - S16	HIP - G16

Size (mm)	Prod. Code Stainless Steel	Prod. Code Galvanised Steel
21	HIP - S21	HIP - G21
25	HIP - S25	HIP - G25
32	HIP - S32	HIP - G32
40	HIP - S40	HIP - G40
50	HIP - S50	HIP - G50
63	HIP - S63	HIP - G63

## 2 PC. ADAPTOR FOR PVC COATED GALVANISED CONDUIT

MATERIAL : BRASS • FINISH : NICKEL PLATED

Conduit size (mm)	Prod. Code no.	Conduit size (mm)	Prod. Code no.
12	HAFI - 12	25	HAFI - 25
16	HAFI - 16	32	HAFI - 32
20	HAFI - 20	40	HAFI - 40



## 1 PC. ADAPTOR FOR GALVANISED METAL CONDUIT

MATERIAL : BRASS • FINISH : NICKEL PLATED

Conduit size (mm)	Prod. Code no.	Conduit size (mm)	Prod. Code no.
12	HAF - 12	32	HAF - 32
16	HAF - 16	40	HAF - 40
20	HAF - 20	50	HAF - 50
25	HAF - 25		



## IRON & STEEL CONDUIT FITTINGS - BRASS BUSHES

### MALE BUSH

Size (mm)	Prod. Code SMALL	Prod. Code LONG
20	HSMB - 20	HSLB - 20
25	HSMB - 25	HSLB - 25
32	HSMB - 32	HSLB - 32
40	HSMB - 40	HSLB - 40
50	HSMB - 50	HSLB - 50




















### FEMALE BUSH

Size (mm)	Prod. Code
20	HBFB - 20
25	HBFB - 25
32	HBFB - 32
40	HBFB - 40
50	HBFB - 50

# IRON & STEEL CONDUIT FITTINGS - CIRCULAR JUNCTION BOXES












Standard : As per BS 4568 part 21970 ( Imperial sizes to BS 31 1940 )

## STANDARD SMALL ROUND

Description	Size in mm	Prod Code.
TERMINAL (1 way )	 20mm 25mm	HJB - 1 HJB - 2
BACK OUTLET	 20mm 25mm	HJB - 3 HJB - 4
TERMINAL AND BACK OUTLET (1 way )	 20mm 25mm	HJB - 5 HJB - 6
THROUGH (2 way )	 20mm 25mm	HJB - 7 HJB - 8
THROUGH AND BACK OUTLET (2 way )	 20mm 25mm	HJB - 9 HJB - 10
ANGLE (2 way )	 20mm 25mm	HJB - 11 HJB - 12
ANGLE AND BACK OUTLET (2 way )	 20mm 25mm	HJB - 13 HJB - 14
TANGENT THROUGH (2 way )	 20mm 25mm	HJB - 15 HJB - 16
TANGENT ANGLE (2 way )	 20mm 25mm	HJB - 17 HJB - 18
TANGENT TEE (3 way )	 20mm 25mm	HJB - 19 HJB - 20
BRANCH (3 way )	 20mm 25mm	HJB - 21 HJB - 22
TWIN TERMINAL (2 way )	 20mm 25mm	HJB - 23 HJB - 24
TEE (3 way )	 20mm 25mm	HJB - 25 HJB - 26
TREE AND BACK OUTLET (3 way )	 20mm 25mm	HJB - 27 HJB - 28
TWIN THROUGH (4 way )	 20mm 25mm	HJB - 29 HJB - 30
INTERSECTION (4 way )	 20mm 25mm	HJB - 31 HJB - 32
INTERSECTION & BACK OUTLET (4 way )	 20mm 25mm	HJB - 33 HJB - 34



## LARGE ROUND, SCREWED






Description	Size in mm	Prod Code.
TERMINAL	 32mm	HJB 35
THROUGH	 32mm	HJB 36
ANGLE	 32mm	HJB 37
TEE	 32mm	HJB 38
TANGENT TEE	 32mm	HJB 39
INTERSECTION	 32mm	HJB 40
TERMINAL	 1 1/2"	HJB 41
THROUGH	 1 1/2"	HJB 42
ANGLE	 1 1/2"	HJB 43
TEE	 1 1/2"	HJB 44
INTERSECTION	 1 1/2"	HJB 45

Quote Finnish while placing the order :

G = GALVANISED / B = BLACK ENAMELLED

## LOOPING BOX

DIMENSION - 32 MM DEEP, FIXING CENTRE AT 50.8 (2%)

Description	Size in mm	Prod Code.
NO CLEARANCE OUTLETS	 PLAIN	HJL - 1
1 HOLE	 20mm	HJL - 2
2 HOLE	 20mm	HJL - 3
3 HOLE	 20mm	HJL - 4
4 HOLE	 20mm	HJL - 5



## COVERS



Type	Prod. Code
HOOK PLATE / STEEL	HJHP - 1
CIRCULAR BOX LID	HJCL - 1



DOME COVER ( SCREWED )

Type	Prod. Code
SIZE 20	HSDC - 120
SIZE 25	HSDC - 125

## ELBOWS

### SOLID

Size (mm)	Prod. Code
20	HES - 20
25	HES - 25
32	HES - 32
40	HES - 40
50	HES - 50



### INSPECTION

Size (mm)	Prod. Code
20	HEIS - 20
25	HEIS - 25
32	HEIS - 32
40	HEIS - 40
50	HEIS - 50

## TEES

### SOLID

Size (mm)	Prod. Code
20	HTX - 20
25	HTX - 25



### INSPECTION

Size (mm)	Prod. Code
20	HTIX - 20
25	HTIX - 25
32	HTIX - 32
40	HTIX - 40
50	HTIX - 50



## BENDS

### SOLID

Size (mm)	Prod. Code
20	HBS - 20
25	HBS - 25
32	HBS - 32
40	HBS - 40
50	HBS - 50



### INSPECTION

Size (mm)	Prod. Code
20	HBIS - 20
25	HBIS - 25
32	HBIS - 32
40	HBIS - 40
50	HBIS - 50

## COUPLINGS

### SOLID

Size (mm)	Prod. Code
20	HCOX - 20
25	HCOX - 25
32	HCOX - 32
40	HCOX - 40
50	HCOX - 50



DISTANCE / HOSPITAL SADDLE

### INSPECTION

Size (mm)	Prod. Code
20	HDSX - 20
25	HDSX - 25
32	HDSX - 32

## SADDLES

### SOLID

Size (mm)	Prod. Code	
	Plain	Space Bar
20	HSDX - 20	HSPX - 20
25	HSDX - 25	HSPX - 25
32	HSDX - 32	HSPX - 32
40	HSDX - 40	HSPX - 40
50	HSDX - 50	HSPX - 50



PLAIN SADDLE



SPACER BAR SADDLE

## LOCK RING

### LOCK RING

Size (mm)	Prod. Code
20	HSR - 20
25	HSR - 25
32	HSR - 32



## HEXAGON LOCK NUT

### HEXAGON LOCK NUT

Size (mm)	Prod. Code
20	HLNX - 20
25	HLNX - 25
32	HLNX - 32
40	HLNX - 40
50	HLNX - 50



## HOOKS & CRAMPETS

### HOOKS

Size (mm)	Prod. Code
20	HMH - 20



### CRAMPETS

Size (mm)	Prod. Code
20	HCT - 20
25	HCT - 25
32	HCT - 32
40	HCT - 40
50	HCT - 50

## UNIONS / NIPPLES & CHAINS

### NIPPLES

Size (mm)	Prod. Code
20	HNI - 20
25	HNI - 25
32	HNI - 32
1 1/2"	HNI - 40
2"	HNI - 50



STANDARD STEEL

### CHAINS

Type	Prod. Code
Straight Link	HCUX - 20



## CABLE TRUNKING

- STANDARD WHITE COLOUR
- LIGHT WEIGHT
- EASY TO CARRY AND HANDLE
- NON CORROSIVE
- RESISTANT TO MOST CHEMICALS
- MAINTANANCE FREE
- VERY HIGH IMPACT STRENGTH
- FAST & EASY INSTALLATION
- HEX trunking is made from a specially formulated rigid PVC compound.
- HEX trunking's pleasant appearance hides the wires & adds to the decor, making it suitable for homes, industrial premises and public buildings.
- HEX trunking's vertical closing design ensures a most secure lid mechanism which will not buckle under the weight of the heavier cable.



Conduit size (mm)	Standard Length	Internal cross section area mm <sup>2</sup>	Prod. Code No.
16 x 16	2.9	161	HTX 1616
25 x 16	2.9	265	HTX2516
38 x 16	2.9	443	HTX 3816
38 x 25	2.9	748	HTX 3825
50 x 50	2.9	710	HTX 5050
75 x 50	2.9	2090	HTX 7550
75 x 75	2.9	3900	HTX 7575
100 x 50	2.9	5600	HTX 1050
100 x 100	2.9	9800	HTX 1010



## PREGALVANISED SWITCH & SOCKET BOXES

Size (mm)	Prod. Code
3" x 3" x 16mm (Deep)	HGS - 01
3" x 3" x 25mm (Deep)	HGS - 02
3" x 3" x 35mm (Deep)	HGS - 03
3" x 6" x 25mm (Deep)	HGS - 04
3" x 6" x 35mm (Deep)	HGS - 05
3" x 3" x 47mm (Deep)	HGS - 06
3" x 6" x 47mm (Deep)	HGS - 07
3" x 6" x 35mm (Dual)	HGS - 08



HEX pre-galvanized switch & socket boxes are available with or without brass earth terminals and with or without adjustable lug. The boxes are packed in standard tray type packing.

## G.I. BRACKETS



HULH - 02



HULVH - 06



HULC - 01



HULP - 05



HLT3 - 09



HPT2 - 08

Description	Prod. Code
Single Gang Wallboard Clip C - Type	HULC - 01
Horizontal Mounting Stud	HULH - 02
Horizontal Mounting with Nails	HULNA - 03
Horizontal Mounting Stud Bracket with Nails	HULN - 04
Behind Plaster Mounting Brackets	HULP - 05
Vertical & Horizontal Mounting Stud	HULVH - 06
Vertical Mounting with Nails	HULVNA - 07
Vertical Mounting with Nails	HPT2 - 08
Horizontal Mounting with Nails	HLT3 - 09

## GIRDER CLIPS

MATERIAL : SPRING STEEL FINISH : YELLOW PASSIVATED ZINC PLATED

DESCRIPTION	Prod. Code
TO SUIT CABLE / CONDUIT 8 - 13mm	HGC813
TO SUIT CABLE / CONDUIT 16 - 20mm	HGC1620
TO SUIT CABLE / CONDUIT 25 - 32mm	HGC2532



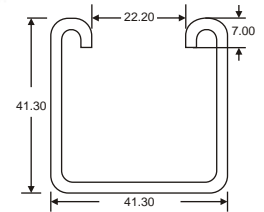
# STRUT CHANNEL

**Material :** Steel

**Finish :** Zinc Plated / Pre-galvanized / Hot deep Galvanized

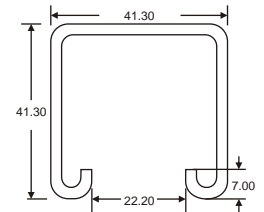
## HC41-01

Thickness (mm)	Length (m)	Weight (kg/m <sup>2</sup> )	Prod. Code
1.5	3.00	1.66	HSTC 41315
	6.00	1.66	HSTC 41615
2.0	3.00	2.18	HSTC 41302
	6.00	2.18	HSTC 41602
2.5	3.00	2.66	HSTC 41325
	6.00	2.66	HSTC 41625



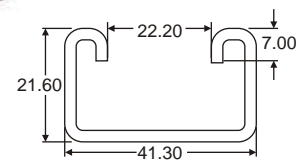
## HC41-05

Thickness (mm)	Length (m)	Weight (kg/m <sup>2</sup> )	Prod. Code
1.5	3.00	1.64	HSS 41315
	6.00	1.64	HSS 41615
2.0	3.00	2.15	HSS 41302
	6.00	2.15	HSS 41602
2.5	3.00	2.62	HSS 41325
	6.00	2.62	HSS 41625



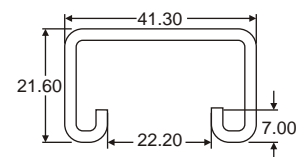
## HC21-01

Thickness (mm)	Length (m)	Weight (kg/m <sup>2</sup> )	Prod. Code
1.5	3.00	1.20	HSC 21315
	6.00	1.20	HSC 21615
2.0	3.00	1.55	HSC 21302
	6.00	1.55	HSC 21602
2.5	3.00	1.90	HSC 21325
	6.00	1.90	HSC 21625



## HC21-05


Thickness (mm)	Length (m)	Weight (kg/m <sup>2</sup> )	Prod. Code
1.5	3.00	1.64	HSS 41315
	6.00	1.64	HSS 41615
2.0	3.00	2.15	HSS 41302
	6.00	2.15	HSS 41602
2.5	3.00	2.62	HSS 41325
	6.00	2.62	HSS 41625





## D-SHAKLE HOOK

Size (mm)	A	B	L	Prod. Code
4	04	8	16	HDSH 8
5	05	10	20	HDSH 10
6	06	12	24	HDSH 12
7	07	14	28	HDSH 14
8	08	16	32	HDSH 16
9	09	18	36	HDSH 18
10	10	20	40	HDSH 20
12	12	24	48	HDSH 24
13	13	26	52	HDSH 26
14	14	28	56	HDSH 28
16	16	32	64	HDSH 32
19	19	38	76	HDSH 38
22	22	44	88	HDSH 44
25	25	50	100	HDSH 50
28	28	56	112	HDSH 56
32	32	64	128	HDSH 64



## TUMBUCKLE HOOK

Size (mm)	L1	L2	D	Prod. Code
4	60	103	M4	HTH 460
4.5	45	96	M5	HTH 445
5	70	124	M5	HTH 570
6	90	162	M6	HTH 690
8	120	204	M8	HTH 8120
10	150	256	M10	HTH 1015
12	200	330	M12	HTH 1220
16	250	400	M16	HTH 1162
20	300	495	M20	HTH 2030
3/16"	70	124	3/16	HTH 3167
1/4"	90	162	1/4	HTH 1416
5/16"	120	204	5/16	HTH 5162
3/8"	150	256	3/8	HTH 3825
1/2"	200	330	1/2	HTH 1233
5/8"	250	400	5/8	HTH 5840
3/4"	300	495	3/4	HTH 3449



## TERRY TOOL CLIP

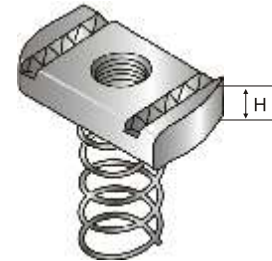
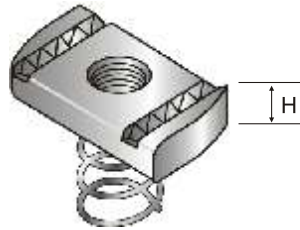
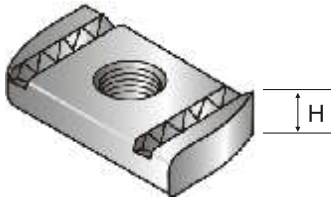
- Material : M. S. Zinc Plated.
- Application/Features : Available with caddy conduit clip.
- Can be used with beam clamps for both vertical installation
- Available with plain hole for 1/4th bolt
- Range between 16 mm to 1"

## CHANNEL NUTS

**Material :** The channel nuts are cold pressed, tapped so that teeth will provide a 'BITING' action into the is turned edges of channel sections. The nut bodies are designed with beveled end which lock into position by contact with interior side walls of channel when turned at 90 degree.

The channel nuts are also available in SS-304 & SS-316 grades with bright finish as per BS-6946.

**Finish available :** Zinc Plated, Yellow passivation, Hot dip galvanized



### CHANNEL NUT W/O SPRING

SIZE (MM) X (H)	Prod. Code
M6 x 6 mm	HA 001
M8 x 6 mm	HA 002
M10 x 8 mm	HA 003
M12 x 8 mm	HA 004
M12 x 10 mm	HA 060
M16 x 12 mm	HA 061

### CHANNEL NUT WITH SPRING (SHORT & CONICAL)

SIZE (MM) X (H)	Prod. Code
M6 x 6 mm	HA 005
M8 x 6 mm	HA 006
M10 x 8 mm	HA 007
M12 x 8 mm	HA 008
M12 x 10 mm	HA 059

### CHANNEL NUT WITH LONG SPRING

SIZE (MM) X (H)	Prod. Code
M6 x 6 mm	HA 009
M8 x 6 mm	HA 010
M10 x 8 mm	HA 011
M12 x 8 mm	HA 012
M12 x 10 mm	HA 058

## PLAIN SPLIT CLAMP

### Specification :

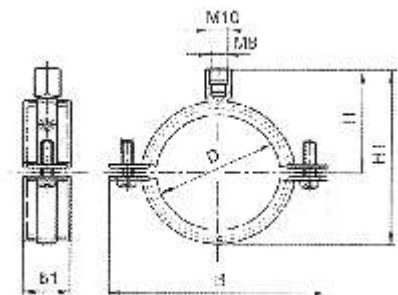
- Welded Dual Nut M8 / M10
- Electro Galvanized
- M-6 side screws with plastic washers

### Applications :

- Horizontal & Vertical Installations
- Steel & PVC pipes



Size inches	Range mm	Diameter mm	Breaking Load mm	Safe Load kg	Product Code
1/2	20-25	22	600	200	HPSL - 12
3/4	25-30	28	600	200	HPSL - 34
1	31-36	34	600	200	HPSL - 1
1 1/4	38-43	42	600	200	HPSL - 114
2 1/2	47-51	48	600	200	HPSL - 212
2	60-64	60	600	200	HPSL - 2
2 1/2	74-80	75	600	200	HPSL - 212
3	82-87	87	600	200	HPSL - 3
4	108-113	111	600	200	HPSL - 4
5	138-142	140	600	200	HPSL - 5
6	159-166	163	600	200	HPSL - 6
8	200-112	210	600	200	HPSL - 8



## NAIL CLAMP



### Specification :

- Nail 6mm & 8 mm square
- Electro Galvanised
- M-6 side screws

### Applications :

- Steel & PVC pipes

Size inches	Range mm	Diameter mm	Square Nail mm		Product Code
			Square size	Len. of Nail	
1/2	20-25	22	6	62	HNC - 12
3/4	25-30	28	6	62	HNC - 34
1	31-36	34	6	62	HNC - 1
1 1/4	38-43	42	6	62	HNC - 114
2 1/2	47-51	48	6	62	HNC - 212
2	60-64	60	6	62	HNC - 2
2 1/2	74-80	75	6	62	HNC - 212
3	82-87	87	5/16	90	HNC - 3
4	108-113	111	5/16	90	HNC - 4
5	138-142	140	5/16	90	HNC - 5
6	159-166	163	5/16	90	HNC - 6
8	200-112	210	5/16	90	HNC - 8

## SPRINKLER CLAMP

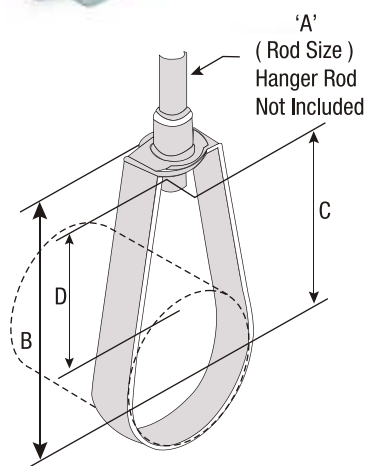


### Specification :

- Electro Galvanised
- Swivel Nut is knurled to provide gripping surface

### Applications :

- Suspending pipes in fire fighting system



Size inches	Dia. mm	Thick. mm	Width mm	Swivel Nut	Safe Load	Break kg.	Product Code
3/4	28	1.6	20	M10	350	1050	HSPC - 34
1	35	1.6	20	M10	350	1050	HSPC - 1
1 1/4	42	1.6	20	M10	350	1050	HSPC - 114
1 1/2	48	1.6	20	M10	350	1050	HSPC - 112
2	60	1.6	20	M10	350	1050	HSPC - 2
2 1/2	75	1.6	20	M10	350	1050	HSPC - 212
3	86	2.0	20	M10	350	1050	HSPC - 3
4	114	2.0	20	M10	350	1050	HSPC - 4
5	140	2.5	25	M10	350	1050	HSPC - 5
6	163	2.5	25	M12	600	1800	HSPC - 6
8	210	2.5	25	M12	600	1800	HSPC - 8

## RUBBER LINED SPLIT CLAMP

### Specification :

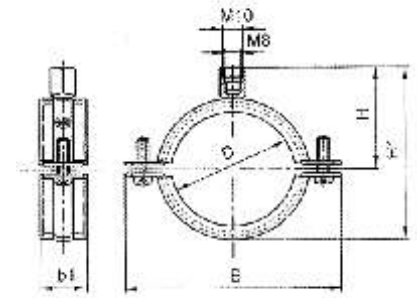
- EDPM Rubber Lining
- Welded Dual Nut M8 / M10
- Electro Galvanised
- Noise Reduction of 18 DB (A)

### Construction Features :

- Horizontal & Vertical Installations
- Steel & PVC pipes
- Rubber lining for reduction of noise & vibration



Size inches	Range mm	Diameter mm	Breaking Load mm	Safe Load kg	Product Code
1/2	20-25	22	600	200	HRSC - 12
3/4	25-30	28	600	200	HRSC - 34
1	31-36	34	600	200	HRSC - 1
1 1/4	38-43	42	600	200	HRSC - 114
2 1/2	47-51	48	600	200	HRSC - 212
2	60-64	60	600	200	HRSC - 2
2 1/2	74-80	75	600	200	HRSC - 212
3	82-87	87	600	200	HRSC - 3
4	108-113	111	600	200	HRSC - 4
5	138-142	140	600	200	HRSC - 5
6	159-166	163	600	200	HRSC - 6
8	200-112	210	600	200	HRSC - 8

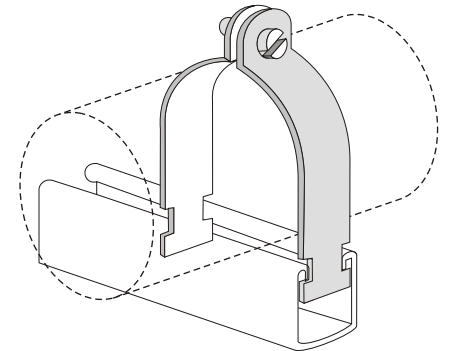


## CHANNEL CABLE CLAMPS

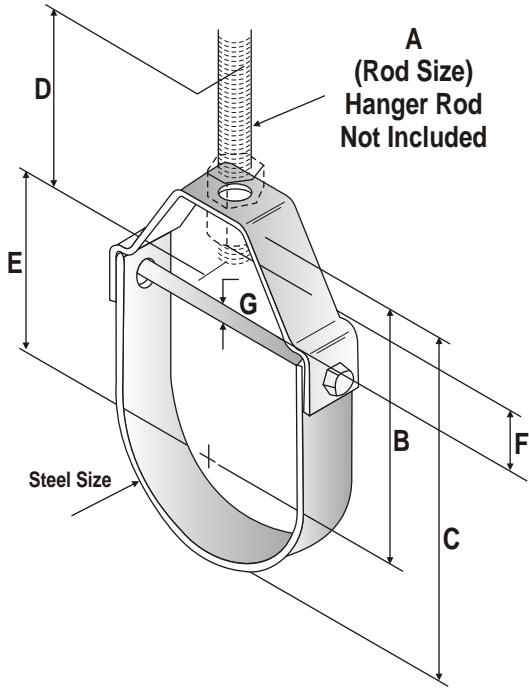
Material : Mild Steel & Stainless Steel.

Finish : Zinc Plated & Electro polished.

SIZE (MM)	Prod. Code	SIZE (MM)	Prod. Code
8.7 - 10.3	HCC 1108	82.6 - 88.1	HCC 1132
10.3 - 12.7	HCC 1109	88.1 - 95.2	HCC 1133
11.9 - 13.5	HCC 1110	95.2 - 100.0	HCC 1134
13.5 - 14.3	HCC 1111	100.0 - 106.4	HCC 1135
14.3 - 16.7	HCC 1112	106.4 - 111.1	HCC 1136
15.9 - 18.3	HCC 1113	111.1 - 120.7	HCC 1137
18.3 - 20.6	HCC 1114	120.7 - 129.4	HCC 1138
19.0 - 21.4	HCC 1115	129.4 - 138.1	HCC 1139
21.4 - 25.4	HCC 1116	138.1 - 149.2	HCC 1140
25.4 - 27.8	HCC 1117	149.2 - 161.9	HCC 1141
27.0 - 30.2	HCC 1118	161.9 - 174.6	HCC 1142
30.2 - 33.8	HCC 1119	174.6 - 182.6	HCC 1143
31.8 - 35.9	HCC 1120	182.6 - 190.5	HCC 1144
34.9 - 39.7	HCC 1121	190.5 - 203.2	HCC 1145
39.7 - 42.9	HCC 1122	203.2 - 212.7	HCC 1146
42.0 - 46.8	HCC 1123	212.7 - 225.4	HCC 1147
46.8 - 50.8	HCC 1124	225.4 - 238.1	HCC 1148
48.4 - 52.4	HCC 1125	238.1 - 250.8	HCC 1149
52.4 - 58.7	HCC 1126	250.8 - 263.5	HCC 1150
58.7 - 63.5	HCC 1127	263.5 - 276.2	HCC 1151
63.5 - 68.3	HCC 1128	276.2 - 288.9	HCC 1152
68.5 - 73.0	HCC 1129	288.9 - 301.6	HCC 1153
73.0 - 79.4	HCC 1130	301.6 - 314.3	HCC 1154
76.2 - 82.6	HCC 1131	314.3 - 327.0	HCC 1155



## Standard Clevis Hangers



**SIZE RANGE :** ½ inches thru 30 inches

**MATERIAL :** Carbon steel

**FINISH :** Black or galvanized : furnished galvanized unless otherwise specified.

**SERVICE :** Recommended for the suspension of non - insulated, stationery pipe lines.

**MAX TEMP. :** 650 F.

**FEATURES :** Designed with the yoke on outside of lower U - strap so the yoke cannot Slide toward the center of the bolt, thus bending of the bolt is minimized. Spacer sleeve used for size 16' thru 36".

**COMPONENTS :** Top yoke, bottom strap, and bolt or stud with nut - assembled.

**INSTALLATION :** Hanger load nut ABOVE clevis must be tightened securely to assure proper hanger performance.














**ORDER BY :** Figure number and size

Pipe size inches	Max. Recom. lbs	Size of Steel		A	B	C	D	E	F	G	Product Code
		Upper	Lower								
1/2	610	1/8 x 1	1/8 x 1	3/8	1 11/16	2 1/8	2 □	7/8	7/16	1/4	HSCH-12
3/4	610	1/8 x 1	1/8 x 1	3/8	1 7/8	2 7/16	2 □	1	□	1/4	HSCH-34
1	610	1/8 x 1	1/8 x 1	3/8	2 1/8	2 13/16	2 □	1 1/4	5/8	1/4	HSCH-100
1 1/4	610	1/8 X 1	1/8 X 1	3/8	2 9/156	3 7/16	2 □	1 3/4	7/8	1/4	HSCH-114
1 1/2	610	1/8 X 1	1/8 X 1	3/8	3	4	2 □	2 1/8	1 1/16	1/4	HSCH-112
2	610	1/8 X 1	1/8 X 1	3/8	3 11/16	4 7/8	2 □	2 15/16	1 5/8	1/4	HSCH-200
2 1/2	1130	3/16 X 1 1/4	3/16 X 1 1/4	1/2	4 11/16	6 1/8	3	3 13/16	2	3/8	HSCH-212
3	1130	3/16 X 1 1/4	3/16 X 1 1/4	1/2	4 3/4	6 9/16	3	3 7/8	1 3/4	3/8	HSCH-300
3 1/2	1130	3/16 X 1 1/4	3/16 X 1 1/4	1/2	4 15/16	6 15/16	3	4 1/16	1 3/4	3/8	HSCH-312
4	1430	1/4 X 1 1/4	3/16 X 1 1/4	5/8	5 9/16	7 13/16	3 □	4 □	1 15/16	3/8	HSCH-400
5	1430	1/4 X 1 1/4	3/16 X 1 1/4	5/8	6 3/16	9	3 □	5 1/8	1 3/4	1/2	HSCH-500
6	1940	1/4 X 1 1/4	3/16 X 1 1/2	3/4	6 15/16	10 1/8	4	5 5/8	1 7/8	1/2	HSCH-600
8	2000	1/4 X 1 3/4	3/16 X 1 3/4	7/8	8 3/8	12 5/8	4 1/4	7	2 1/8	5/8	HSCH-800
10	3600	3/8 X 1 3/4	1/4 X 1 3/4	7/8	9 7/8	15 1/4	4 1/2	8 3/8	2 1/4	3/4	HSCH-1000
12	3800	3/8 X 2	1/4 X 2	7/8	11 1/2	18	4 1/2	10 3/16	3	3/4	HSCH-1200
14	4200	1/2 X 2	1/4 X 2	1	12 7/16	19 7/16	5 1/4	10 13/16	2 15/16	7/8	HSCH-1400
16	4600	1/2 X 2 1/2	1/4 X 2 1/2	1	14 1/16	22 1/16	6	12 7/16	2 5/8	1	HSCH-1600
18	4800	1/2 X 2 1/2	1/4 X 2 1/2	1	15 1/2	24 3/4	6 □	13 15/16	3 7/8	1 1/8	HSCH-1800
20	4800	3/4 X 3	3/8 X 3	1 1/4	17 1/4	27 3/8	7	14 7/16	4	1 1/4	HSCH-2000
24	4800	3/4 X 3	3/8 X 3	1 1/4	19 5/8	31 5/8	7 1/2	17 1/2	4 1/4	1 1/4	HSCH-2400
30	6000	1 3	3/8 X 3	1 1/4	24 1/8	39 1/8	8 1/4	21 7/8	5	1 1/4	HSCH-3000

## PVC CIRCULAR JUNCTION BOXES

Material : Manufactured from uPVC compound to meet the requirement of electrical wiring regulations.  
Available in Black, Grey & White Colour.  
All junctions boxes and switch boxes are provide with brass insert and covers.



Description	Size	Prod Code.
<b>REGULAR JUNCTION BOX</b>		
TERMINAL (1 way )	 20mm 25mm	HCF JB R1WT
TERMINAL (2 way )	 20mm 25mm	HCF JB R2WT
TERMINAL ANGLE (2 way )	 20mm 25mm	HCF JB R2WA
TERMINAL TEE (3 way )	 20mm 25mm	HCF JB R3WT
INTERSECTION (4 way )	 20mm 25mm	HCF JB R4WT
<b>JUNCTION BOX DEEP</b>		
TERMINAL (1 way )	 20mm 25mm	HCF JB D1WT
TERMINAL (2 way )	 20mm 25mm	HCF JB D2WT
TERMINAL ANGLE (2 way )	 20mm 25mm	HCF JB D2WA
TERMINAL TEE (3 way )	 20mm 25mm	HCF JB D3WT
INTERSECTION (4 way )	 20mm 25mm	HCF JB D4WI
<b>JUNCTION BOX SPECIAL</b>		
BRANCH (2 way U)	 20mm 25mm	HCF JBS U
BRANCH (3 way Y)	 20mm 25mm	HCF JBS Y
BRANCH (4 way H)	 20mm 25mm	HCF JBS H



## PVC CONDUIT ACCESSORIES

Material : Manufactured from uPVC compound to meet the requirement of electrical wiring regulations.  
Available in Black, Grey & White Colour.  
All junction boxes and switch boxes are provide with brass insert and covers.



Description	Size in mm	Prod Code.
<b>ACCESSORIES</b>		
CIRCULAR LID Used for Standard Circular J.B.	20mm 25mm	HCF JBCL
LOOP IN BOX	20mm	HCF JBLB
CIRCULAR EXTENSION RING	20mm / 25mm	HCF RR
ROUND TEE	20mm / 25mm	HCF RT
PLAIN BEND NORMAL	20/25/32 mm 38/40/50 mm	HCF PBE
COUPLER	20/25/32 mm 38/40/50 mm	HCF C
ROUND ELBOW	20mm / 25mm	HCF LBO
REDUCER	20mm / 25mm	HCF REDU
SADDLE STRAP	20/25/32 mm 38/40/50 mm	HCF SS
SPACE BAR SADDLE	20/25/32 mm 38/40/50 mm	HCF SBS
INSPECTION ELBOW	20mm / 25mm	HCF I-LBO
INSPECTION TEE	20mm / 25mm 38 mm / 50 mm	HCF IT
INSPECTION BENDS	20mm / 25mm	HCF IBEN
FEMALE BUSH ADAPTOR	20/25/32 mm 38/40/50 mm	HCF FBA
MALE BUSH ADAPTOR	20mm / 25mm	HCF MBA
SWITCH & SOCKET BOXES (Surface Mounted)	85x85x32 (1G) 145x85x32 (2G)	HCF SSB
LID FOR SWITCH & SOCKET BOXES	85x85x32 (1G) 145x85x32 (2G)	HCF SBL
ADAPTABLE BOXES	75x75x50 mm 110x110x75mm 160x110x75mm 160x160x75mm 225x225x75mm	HCF ADB

## BLANKING PLUG

### Type: PG & Metric Threads

- Material - Polyamide
- Available in Black & Grey Colour
- Protection: IP -54 / IP -68



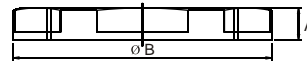
Product Code	A	B
HNBP - 7	6	8
HNBP - 9	6	9
HNBP - 11	6	9
HNBP - 13.5	6	9.5
HNBP - 16	6	9.5
HNBP - 21	8	11
HNBP - 29	8	12
HNBP - 36	10	15
HNBP - 42	10	16
HNBP - 48	12	16

Product Code	A	B
HNBP - M 12 x 1.5	6	10
HNBP - M 16 x 1.5	7	11.5
HNBP - M 20 x 1.5	7	9.5
HNBP - M 25 x 1.5	11	15.5
HNBP - M 32 x 1.5	11	16
HNBP - M 40 x 1.5	13	18
HNBP - M 50 x 1.5	13	18.5
HNBP - M 63 x 1.5	15	19

## LOCK NUT

### Type: PG & Metric Threads

- Material - Polyamide
- Available in Black & Grey Colour
- Compatible with Cable Glands & Blanking Plug

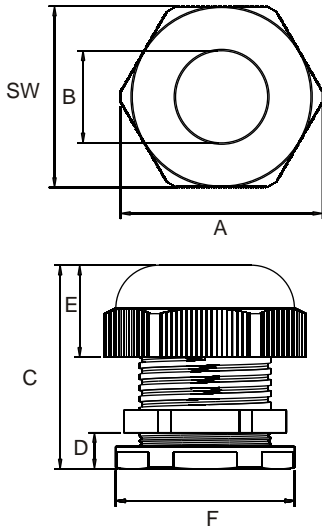


Product Code	A	B	TPI
HNLN - 7	52	17.8	11 BSW
HNLN - 9	52	24.5	11 BSW
HNLN - 11	52	26.5	18 BSP
HNLN - 13.5	61	29.6	18 BSP
HNLN - 16	62	33.5	18 BSP
HNLN - 21	7	39	16 BSP
HNLN - 29	7	50.5	16 BSP
HNLN - 36	8	67	16 BSP
HNLN - 42	8	66	18 BSP
HNLN - 48	95	78.66	11 BSW

Product Code	A	B	TPI
HNLN- M 12 x 1.5	5.0	17.85	M 12 x 1.5
HNLN - M 16 x 1.5	5.1	24.3	M 16 x 1.5
HNLN - M 20 x 1.5	6.1	30.0	M 16 x 1.5
HNLN - M 25 x 1.5	6.15	33.6	M 16 x 1.5
HNLN - M 32 x 1.5	7.3	39.9	M 16 x 1.5
HNLN - M 40 x 1.5	8	48	M 16 x 1.5
HNLN - M 50 x 1.5	8	58	M 50 x 1.5

# PG THREADED NYLON FLEXIBLE CABLE GLANDS

Type : PG & Metric



## Technical Specification:

Material : Nylon  
 Body : Polyamide 6.6  
 Sealing : EPDM  
 Temp : Static - 40°C + 100°C  
           Dynamic -20°C + 80°C  
 Protection Class - IP 68 - 5 bar .  
 Colour : Grey , White & Black .

Cable mm <sup>2</sup>	SW	A	B	C		D	E	ØF	Product Code	Pkg.
				Max.	Min.					
2.6 - 6.5	15	16.25	7.25	32	20.75	7.5	12	12.4	HNCG-7	100
3.5 - 8	18.75	21	9	35.75	30.5	8.25	16.25	14.8	HNCG-9	100
4 - 10	21.5	24	11	38.5	32.25	8.25	17	18.3	HNCG-11	100
5 - 12	23.75	26.5	12.75	37.75	32.25	9	17.5	20.0	HNCG-13.5	100
9 - 14	26.75	29.5	14.5	42.5	37	10	18.75	22.5	HNCG-16	100
13 - 18	32.5	35.5	18.5	49.5	42	11	22	28.5	HNCG-21	100
14 - 25	43	47	27	54.5	43	11	27.5	36.65	HNCG-29	50
19 - 32	59	59	33	66	55	13	31	47.0	HNCG-36	5
28 - 40	60	65	40	70	66	18	33	60	HNCG-42	5
32 - 44	65	74	40	72	67	21	38	71.8	HNCG-48	5

## MM Threaded nylon flexible cable glands

Cable mm <sup>2</sup>	SW	A	C		D	E	ØF	Product Code	Pkg.
			Max.	Min.					
2.5 - 6.5	15	16.75	32	28	7.5	13	12	HNCG - M12 X 1.5	25
3.5 - 8	18.75	21	36	30.5	8.25	16.25	16	HNCG - M16 X 1.5	25
5 - 12	21.5	24	38.5	32	8.25	17	20	HNCG - M20 X 1.5	25
9 - 14	23.75	26.5	38	32	9	17.5	22	HNCG - M25 X 1.5	25
13 - 18	23.75	26.5	38	32	9	17.5	32	HNCG - M32 X 1.5	25

HNCG Cable glands are made of polyamide 6.6 ideally suited to guarantee optimum conditions for impact resistance and full insulation.

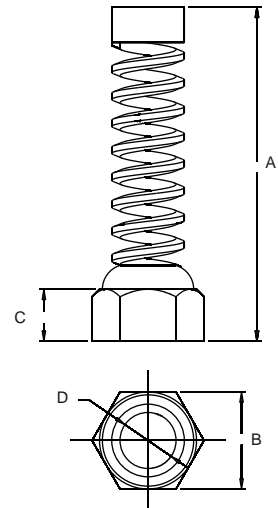
- Effective gripping is provided on tightening of caps, which ensure that complete strain relief is provided to the cables.
- Specially provided grooves on internal part of cap nut acts as a ratchet , which provides self locking and vibration resistant fixing .
- Easy mounting of cable glands is provided for introducing cables and conductors into machines.
- Secure and fast connection in various industries ranging from machinery and equipment manufacture, measuring and control electronic, automation, electrical and robotics .
- Protection class IP-68 liquid tight connection total relief provided to the cable

## SPIRAL NYLON CABLE GLANDS

TYPE : PG & METRIC " COLOUR : GREY & BLACK

Dimensions				Product Code	Stand. Pkg.
A	C	D	F		
47	15	8	7	HSCG - 7	25
56	18	9.5	8.5	HSCG - 9	25
67	21.5	11.5	11.5	HSCG - 11	25
74	23.5	13	11	HSCG - 13.6	25
87	27	14.5	12.5	HSCG - 16	25
105	32.5	17	15	HSCG - 21	25
47	15	8	7	HSCGM 12 x 1.5	25
56	18	9.5	8.5	HSCGM 16 x 1.5	25
74	23.5	13	11	HSCGM 20 x 1.5	25
87	27	14.5	12.5	HSCGM 25 x 1.5	25
10.5	32.5	17	15	HSCGM 32 x 1.5	25

" HSCG Cable glands have all features of standard PG Threaded Cable Glands with an added cable support to prevent damage and kinks in the cable.



## NYLON STRAIGHT CABLE GLANDS

### Technical Specification :

Body : Polyamide 6.

Sealing Washer : PVC

Temp : Static -20°C + 80°C

Dynamic -10°C + 60°C

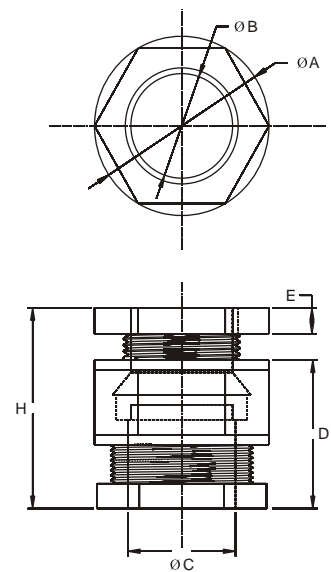
Protection Class - Open

Colour : Black only

Item contents - Body , Cap , Nut , PVC Washer

" For Open ended Cable Entry "

C		D	E	F	Product Code	Stand. Pkg.
Max.	Min.					
35	33	11	5	14	HNSCG - 16	25
37	35	11	5	17.5	HNSCG - 20	25
37.5	35	11	5	24	HNSCG - 25	25
40	37.5	11	5	30	HNSCG - 32	25

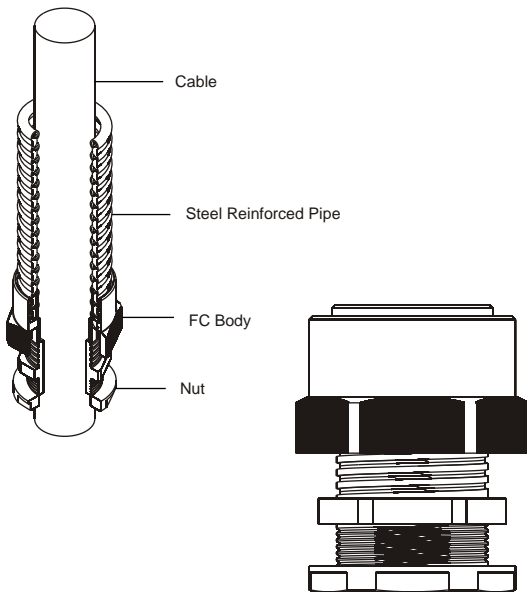


## DUAL PURPOSE STEEL REINFORCED PIPE GLANDS

Colour :-Grey , Black

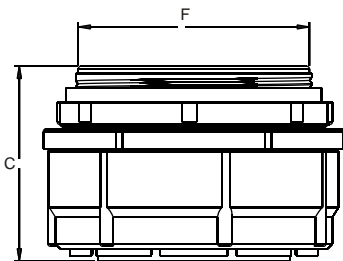
### Features:

- " HSRPG glands are specially designed for effective gripping & strain relief for the cables.
- " HSRPG glands provide liquid & dust tight fitting internally & SRP Hose provides Effective Protection for the cables from external damages.
- " HSRPG Glands are provided with Din Standard PG Threads & MM Threads .



Suitable Inner Dia. of Hose in mm	Product Code	Standard Pkgs. Nos.
10	HSRPG - 9	25
10	HSRPG - 11	25
15	HSRPG - 13.5	25
20	HSRPG - 16	25
25	HSRPG - 21	25
30	HSRPG - 29	10
40	HSRPG - 36	5
50	HSRPG - 42	5
10	HSRPG - M 16 x 1.5	25
15	HSRPG - M 20 x 1.5	25
20	HSRPG - M 25 x 1.5	25
25	HSRPG - M 32 x 1.5	25

## CORRUGATED PIPE GLANDS



Sheet Hole Inches	Diameter MM	Product Code
3/8	9.5	HGB 2
1/2	12.5	HGB 3
5/8	15.5	HGB 4
3/4	19.0	HGB 5
7/8	22.0	HGB 6
1	25.0	HGB 7
1 1/4	32.0	HGB 8
1 1/2	38.0	HGB 9
2	50.0	HGB 11

- " Corrugated pipe glands are ideally suited for use where a number of wires are to be passed through a single panel port or machine part.
- " HCP glands are available in mm threads.
- " HCP glands are manufactured in PPCP material and are crack resistant
- " Specially designed teeth for effective gripping and sealing of corrugated pipes .
- " Available in black and grey colours.